

# 73<sup>RD</sup> ANNUAL MEMBERSHIP MEETING

\* \* \* \* \*

**SATURDAY, AUGUST 6, 2011**

*Comanche City Park*

## BE A PARTICIPANT!

**E**ach year, members of Comanche Electric Cooperative (CECA) gather with cooperative personnel for an opportunity to ask questions, offer comments and, most importantly, participate in a live demonstration of democratic control—the opportunity to vote for the directors they believe are best suited to develop the policies and strategies of CECA.

When you signed up for service at CECA, you became more than a customer, you became a member-owner, and as such, you have an opportunity to take part in the process. To make your voice heard, attend our annual meeting. You'll hear reports from co-op officials on how your business is doing. Only members are eligible to hold seats on the board. That means local people—not far away stockholders—are your voice at CECA.

This year, the 2011 CECA Annual Meeting is scheduled for Saturday, August 6, at Comanche City Park. Registration, entertainment and the Health Fair begin at 9 a.m.

The general meeting will begin at 10 a.m. and will be followed by the drawing for door prizes and the ever-popular fish meal catered by Cook's Fish Barn.

We encourage you to attend this fun and important meeting and become a part of the democratic process that is available to you as a member-owner of CECA. Come enjoy the entertainment, attend the health fair, have fellowship with your neighbors, claim your door prize and partake of a delicious meal under the spacious oak trees of Comanche City Park.

So don't throw away this invitation! Save the date and become an important part of the cooperative that you and your neighbors own.

Sincerely,

*Alan Lesley*

ALAN LESLEY, *General Manager*

**BOARD OF DIRECTORS**



**RANDY DENNING**  
DISTRICT 1



**JAMES 'DOC' MURPHREE**  
DISTRICT 2



**RUBY SOLOMON**  
DISTRICT 3



**MONTY CARLISLE**  
DISTRICT 4



**TROY STEWART**  
DISTRICT 5



**LOREN STROEBEL**  
DISTRICT 6



**PHIL TAYLOR**  
DISTRICT 7



**ALAN LESLEY**  
GENERAL MANAGER

**EMPLOYEES**

<b>NAME</b>	<b>POSITION</b>	<b>YEARS OF SERVICE</b>
Dora Ballard	Assistant Accountant/Purchasing	12
Greg Beaty	Lineman	9
George Campbell	Lineman	24
Aaron Carroll	2nd Class Lineman	3
Brenda Carroll	Payroll/Work Order Specialist	14
David Cisneroz	IT Tech	1
Guy Clawson Jr.	Staking/Field Engineer	4
Adam Constancio	Lineman	6
Brandon Cook	Lineman	6
Jimmy Cuellar	Customer Service Rep.	7
Kellie Deters	Director of Inside Operations	21
Shirley Dukes	Communications/Public Information	21
Doug Erwin	Director of Member Services	25
Tiffany Evans	New Construction/Dispatch	7
Rachel Ford	HR Specialist/Benefits Admin.	4
Chad Foreman	Director of IT	5
Jennifer Hanson	Dispatch/System Operator	12
Craig Hardy	Lineman 2nd Class	6
Larry Hatley	Safety Coordinator	24
Billy Henry	Meter Coordinator/AMR Supervisor	34
Tommy Hesbrook	Apprentice Lineman	1
Josh Honea	Staking/Field Engineer	4
Nancy Isham	Executive Secretary	27
Larry Jacobs	Lineman	31
Mary Johnson	Purchasing/Warehouse	13

<b>NAME</b>	<b>POSITION</b>	<b>YEARS OF SERVICE</b>
Kendall Keith	Lineman	14
Alan Lesley	General Manager	13
Jim Lester	Engineering/Mapping Technician	15
Oracio Lopez	Service Lineman	9
Pam McClain	Customer Service Rep.	11
Larry Morgan	System Distribution Coordinator	28
Chad Newman	Grounds Maintenance	10
Dale Ogle	Mechanic	6
Timothy Palette	Lineman	13
Tommy Patterson	Service Lineman	9
Bobby Reed	Lineman	28
Justin Riley	Lineman	4
Scott Rutledge	3rd Class Lineman	4
Jill Sadberry	Director of Accounting and Finance	13
Kay Slavens	Service Representative	5
Keith Steward	Lineman/Power Quality	8
Eddie Strube	Director of Outside Operations	29
Jerry Strube	Mechanic	22
Adam Tally	2nd Class Lineman	4
Shelley Thedford	Billing Clerk/Collection Officer	12
Curtis Tippie	2nd Class Lineman	5
Shane Tucker	Service Lineman	12
Ronnie Wilson	Apprentice Lineman	New Hire
William Works	Construction Coordinator	30

Over the years, the cooperative has attracted and kept employees who are loyal and dedicated to the work of bringing dependable electric service to the members. We have some employees with many years of experience and expertise, some who have fewer years of experience and are training for additional responsibilities and some who are just beginning. Employees listed represent 625 years of combined experience.

## BALANCE SHEET

As of December 31, 2009 and 2010

### ASSETS

#### WHAT WE OWN

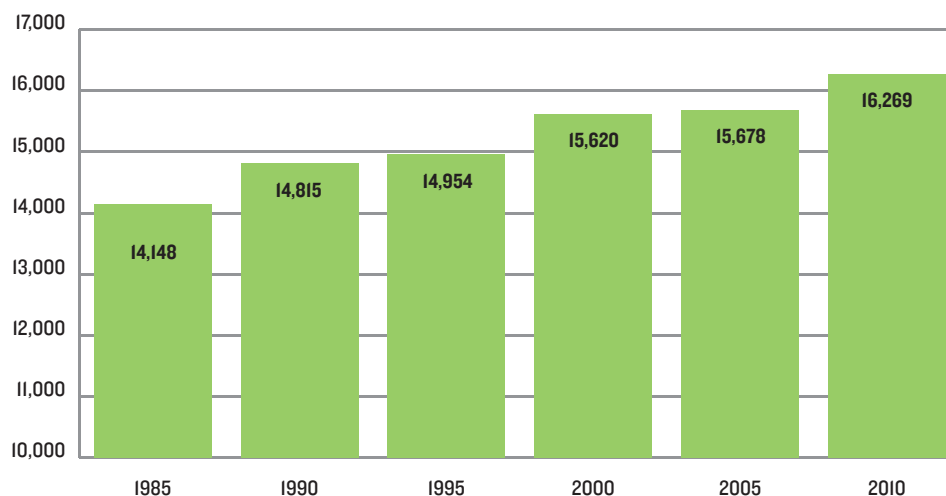
	2010	2009
Electric Lines, Equipment, Property and Buildings.....	\$62,006,998	\$59,696,654
Less: Accumulated Provision for Depreciation.....	<u>(15,213,573)</u>	<u>(14,024,000)</u>
Net Utility Plant .....	46,793,425	45,672,654
Non-Utility Plant .....	128,409	149,435
Cash.....	179,473	106,088
Investments in Associated Organizations .....	9,105,312	8,129,510
Other Investments .....	120,343	20,114
Accounts Receivable.....	904,368	829,330
Construction Materials and Supplies on Hand .....	7,120	619,006
Miscellaneous Prepayments and Other Debits .....	<u>845,484</u>	<u>290,452</u>
<b>TOTAL ASSETS .....</b>	<b>\$58,083,934</b>	<b>\$55,816,589</b>

### LIABILITIES AND NET WORTH

#### WHAT WE OWE

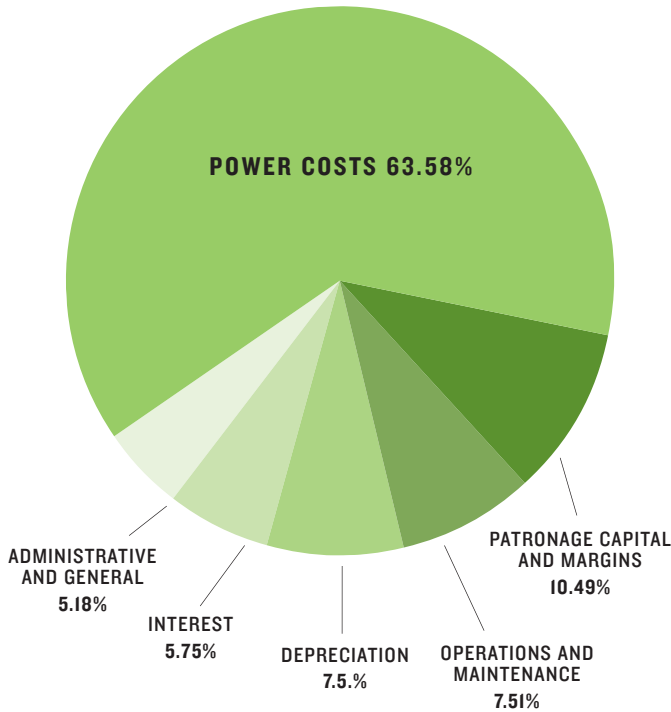
	2010	2009
Long-Term Obligations to RUS and CFC .....	\$57,946,814	\$57,040,636
Less: Payments When Due .....	<u>(26,678,213)</u>	<u>(25,297,900)</u>
Balance Due RUS and CFC Principal .....	31,268,601	31,742,736
Accounts Payable for Power, Materials, Supplies, Etc. ....	2,376,528	2,319,578
Deferred Credits .....	<u>491,541</u>	<u>601,326</u>
<b>TOTAL LIABILITIES .....</b>	<b>\$34,136,670</b>	<b>\$34,663,641</b>
Membership Fees .....	165,205	164,985
Patronage Capital and Other Equities .....	<u>23,782,059</u>	<u>20,987,963</u>
<b>TOTAL NET WORTH .....</b>	<b>\$23,947,264</b>	<b>\$21,152,948</b>
<b>TOTAL LIABILITIES AND NET WORTH .....</b>	<b>\$58,083,934</b>	<b>\$55,816,589</b>

## METERS CONNECTED



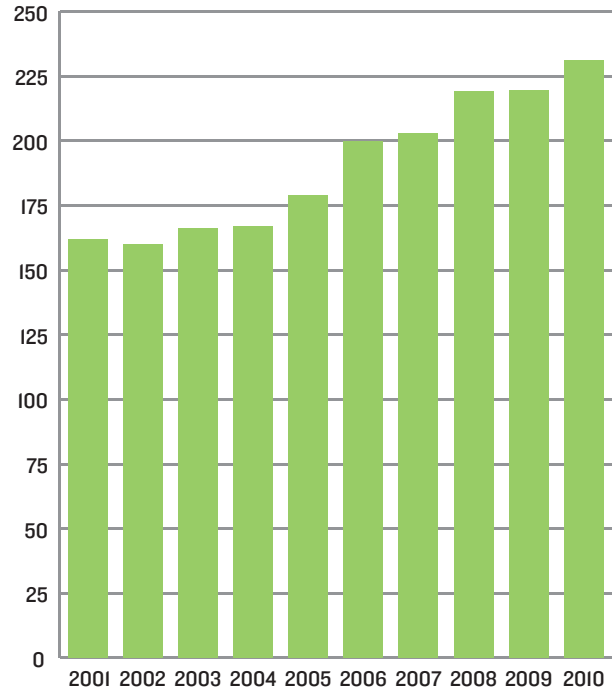
## USES OF REVENUE

Fiscal Year 2010



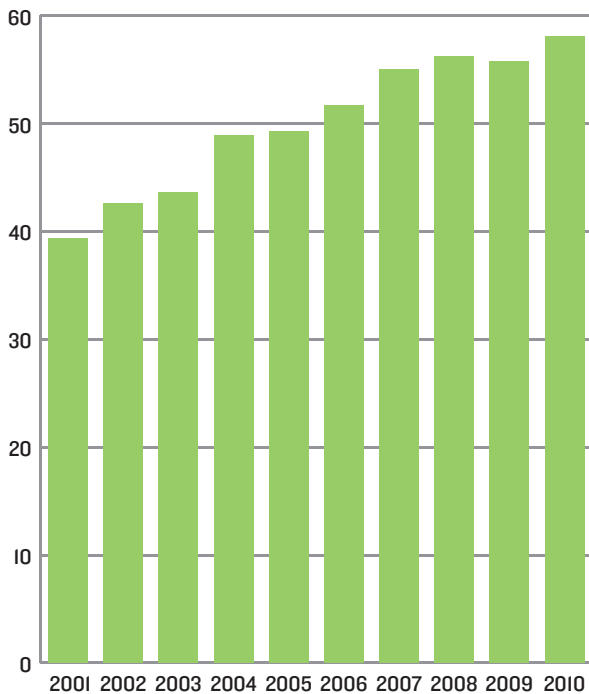
## KWH SALES

In Millions of Kilowatt-Hours—Past 10 Years



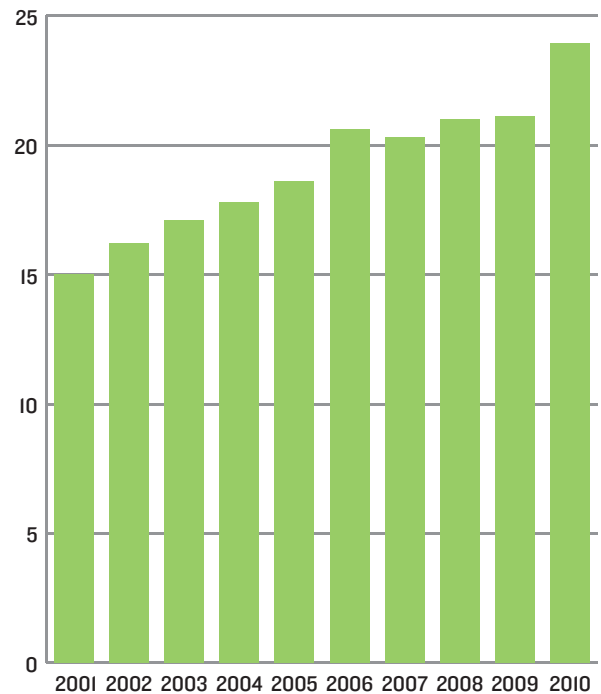
## ASSETS

In Millions of Dollars—Past 10 Years



## EQUITY

In Millions of Dollars—Past 10 Years



## COMPARATIVE STATEMENT

### INCOME AND EXPENSES

#### INCOME—WHERE IT CAME FROM

	2010	%	2009	%
Farm and Home Sales . . . . .	\$11,765,810	43.4	\$10,079,693	40.2
Small Commercial . . . . .	13,045,347	48.1	11,499,944	45.9
Large Commercial . . . . .	1,740,164	6.4	2,107,862	8.4
Service Charges and Other Revenues . . . . .	402,943	1.5	216,740	0.9
Nonoperating and Interest . . . . .	151,605	0.6	132,226	0.5
Brazos and Other Capital Credits . . . . .			1,011,549	4.0
<b>TOTAL INCOME . . . . .</b>	<b>\$27,105,869</b>	<b>100.0</b>	<b>\$25,048,014</b>	<b>100.0</b>

#### EXPENSES—WHERE IT WENT

Purchased Power . . . . .	\$17,136,775	61.1	\$16,643,188	66.5
Operating and Maintaining . . . . .	4,534,013	16.2	4,385,143	17.5
Depreciation Expense . . . . .	2,021,628	7.2	1,586,197	6.3
Interest on Long-Term Debt . . . . .	1,548,899	5.5	1,572,392	6.3
<b>TOTAL EXPENSES . . . . .</b>	<b>\$25,241,315</b>		<b>\$24,186,921</b>	
 MEMBERS' CAPITAL CREDITS (Margins) . . . . .	 2,826,368	 10.1	 861,093	 3.4
<b>TOTAL EXPENSES AND CAPITAL CREDITS . . . . .</b>	<b>\$28,067,683</b>	<b>100.0</b>	<b>\$25,048,014</b>	<b>100.0</b>

## COMPARATIVE STATISTICS

	2010	2009
KWh Purchased . . . . .	254,854,179	242,011,476
Cost of Power Purchased . . . . .	\$17,136,755	\$16,643,188
KWh Sold . . . . .	231,176,880	219,655,035
KWh Billing . . . . .	\$26,551,321	\$23,076,133
Average Bill . . . . .	\$136.42	\$117.74
Miles Energized . . . . .	4,818	4,812
Meters Connected . . . . .	16,219	16,333
Average KWh Used . . . . .	1,188	1,121
New Services Connected . . . . .	202	221
Miles of New Construction . . . . .	36.60	33.55
Man-Hours Worked . . . . .	109,219	114,992
Employees . . . . .	49	48
Miles Driven by Cooperative Vehicles . . . . .	531,495	546,569
Hours Lost Due to Accidents . . . . .	0.0	984.00
Number Lost-Time Accidents . . . . .	0.0	1.0
Hours Worked Since Last Lost-Time Accident . . . . .	218,172	108,953

**WHERE YOUR DOLLAR WENT**



<b>YEAR</b>	<b>PURCHASED POWER</b>	<b>OPERATIONS AND MAINTAINING SYSTEMS</b>	<b>DEPRECIATION</b>	<b>INTEREST</b>	<b>MEMBERS' CAPITAL CREDITS AND MARGINS</b>
1986	62.4¢	16.2¢	5.9¢	5.3¢	10.3¢
1987	63.1¢	17.8¢	6.6¢	6.3¢	6.2¢
1988	63.1¢	17.9¢	6.9¢	6.7¢	5.3¢
1989	59.4¢	19.8¢	7.3¢	7.0¢	6.5¢
1990	57.6¢	22.2¢	7.5¢	7.3¢	5.4¢
1991	56.7¢	22.8¢	7.9¢	8.1¢	4.5¢
1992	56.8¢	24.0¢	8.3¢	8.3¢	2.7¢
1993	56.9¢	20.9¢	7.4¢	7.1¢	7.8¢
1994	55.4¢	22.4¢	7.4¢	6.7¢	8.1¢
1995	54.9¢	24.3¢	7.5¢	7.1¢	6.2¢
1996	54.4¢	25.8¢	7.9¢	6.7¢	5.2¢
1997	56.6¢	26.5¢	8.2¢	6.3¢	2.3¢
1998	57.0¢	25.1¢	7.5¢	6.0¢	4.4¢
1999	56.1¢	25.0¢	8.3¢	6.9¢	3.6¢
2000	59.8¢	22.0¢	8.0¢	7.0¢	3.1¢
2001	60.4¢	21.3¢	8.1¢	6.9¢	3.3¢
2002	54.0¢	22.0¢	8.6¢	7.4¢	8.0¢
2003	58.1¢	20.5¢	8.0¢	7.0¢	6.4¢
2004	61.7¢	19.9¢	7.6¢	7.0¢	3.8¢
2005	66.2¢	17.4¢	6.4¢	6.3¢	3.7¢
2006	65.1¢	15.8¢	5.5¢	5.7¢	7.9¢
2007	68.1¢	16.7¢	5.7¢	5.9¢	3.6¢
2008	71.3¢	15.7¢	5.6¢	5.8¢	1.7¢
2009	66.5¢	17.5¢	6.3¢	6.3¢	3.4¢
2010	61.1¢	16.2¢	7.2¢	5.5¢	10.1¢

**WHERE YOUR REVENUE CAME FROM**

	<b>2006</b>	<b>2007</b>	<b>2008</b>	<b>2009</b>	<b>2010</b>
Farm and Ranch .....	45.4%	44.3%	42.6%	42.3%	43.7%
Irrigation .....	0.0%	0.0%	0.0%	0.0%	0.0%
Small Commercial .....	50.3%	50.9%	50.9%	48.1%	48.3%
Large Commercial .....	3.2%	3.7%	5.6%	8.7%	6.5%
Other Revenue .....	<u>1.0%</u>	<u>1.1%</u>	<u>0.9%</u>	<u>0.9%</u>	<u>1.5%</u>
Total .....	100.0%	100.0%	100.0%	100.0%	100%

## CECA Sends Students to Washington, D.C.

From June 9-16, Sarah Taylor and Meagan Johnson traveled to Washington, D.C., as a part of the Government-In-Action Youth Tour sponsored by CECA. Sarah and Meagan joined about 1,500 other students from electric cooperatives across the nation on the all-expense-paid educational trip.

To win the trip, the students competed by writing an essay on the topic “Effects of Energy Legislation on the Electric Consumer.” They then presented their essays in the form of a speech in front of a panel of judges.

Sarah, a 2011 graduate of Comanche High School, is the daughter of Rick and Kelly Taylor of Comanche. Meagan, a Comanche High School senior, is the daughter of Mary Johnson of Comanche.

Sarah and Meagan began their trip in Irving, where they joined about 100 other students from across Texas. They all flew to Washington the next morning. In the capital, students learned about electric cooperatives, American history and U.S. government. They participated in National Youth Day, visited with their elected officials in the House and Senate and explored the sights in Washington, D.C.

A few of the many places the students saw included the Washington National Cathedral, Arlington National Cemetery, the Lincoln and Vietnam Veterans memorials, Mount Vernon, Union Station and several of the Smithsonian Institution’s museums. They also had time to shop, dance and go on a boat cruise.



Meagan Johnson and Sarah Taylor visit the Capitol during their CECA-sponsored trip to Washington, D.C.

If you are a sophomore, junior or senior at one of the 25 high schools within CECA’s service area, you, too, could win this trip of a lifetime. Watch for details in an upcoming issue of Texas Co-op Power.

To read Sarah and Meagan’s winning essays, log on to our website at [www.ceca.coop](http://www.ceca.coop).

## Two Area Students Awarded \$1,000 Scholarships


Congratulations to Susan Coffee and Adrian Munoz, who have each received scholarships from CECA.

Susan, an Eastland High School graduate, was presented the CECA Scholarship for Excellence—\$1,000 to be used toward her education. She is the daughter of Clint and Jenny Coffee. During her high school career, Susan was a member of FCCLA, Phi Theta Kappa, Beta Club, A Academic Team and Student Council. She participated in volleyball, track, tennis and cheerleading. She plans to attend Texas Christian University to obtain a degree in psychology or pre-med.

Adrian Munoz, a Blanket High School graduate, was awarded the CECA Operation Round UP Scholarship, which was also for \$1,000. Adrian is the son of Adela and Margirito Munoz. He has been active in the Blanket FFA program, where he served as reporter and participated at Tarleton State



ADRIAN MUNOZ



SUSAN COFFEE

University where he earned eighth place in Ag Issues. Adrian plans to attend Tarleton State University and study art.

To qualify for the scholarships, Susan and Adrian competed against students from CECA’s seven-district service area.

CECA takes the education of our youths very seriously, and we strive to encourage them to pursue continued education. It is to this end that we offer \$1,000 scholarships each year to qualifying students. To qualify for the scholarship, the student must be claimed as a dependent of parents or legal guardians who are active CECA members, residing within the cooperative’s service area. They must maintain a 2.0 GPA on a 4.0 scale and must meet general entrance requirements at an accredited school. The applicant can be a graduating senior or a student currently enrolled in a college or university.